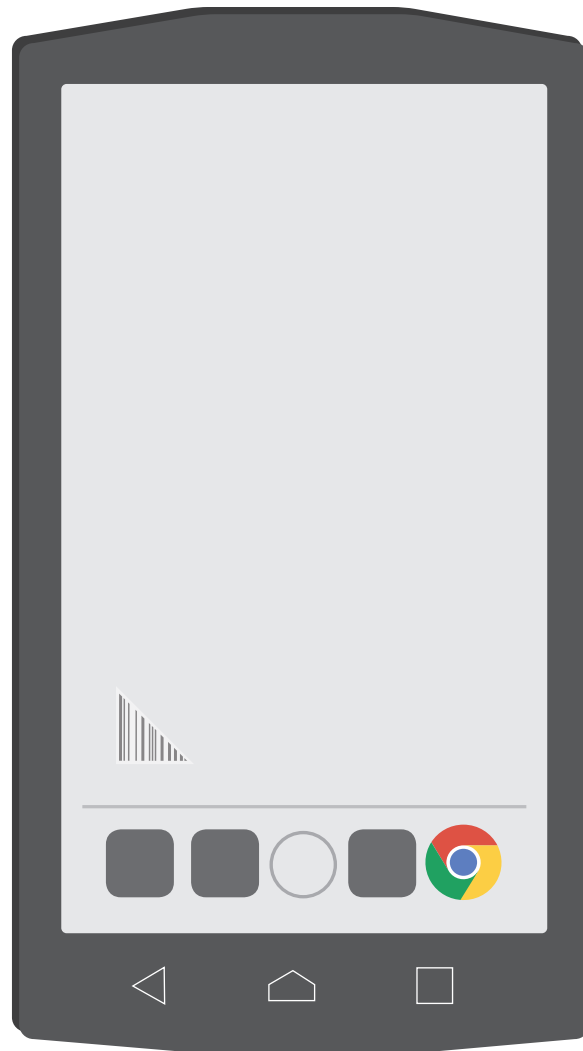







BARCODE SCANNER TYPES

HANDHELD COMPUTER ALL-IN-ONE SCANNER



Zebra TC20
Not to Scale


-  Scanner can access SPS via wifi or data provider just as you would on a smart phone.
-  Use Mobile Chrome browser to access SPS Core and Mobile Module. Chrome is browser of choice for SPS.
-  Rugged or impact resistant cases or similar rugged models are available
-  **Configuration:** Device is configured through Datawedge App for operation with SPS
-  **Requirement:** Configure scanner to append an enter/return keystroke after each scan. This ensures automatic submission or allowing scans to fill in one per line in a text area.

RECOMMENDATIONS








- Zebra TC20 (Wifi Only)
 - Zebra TC25
- www.zebra.com

COMPANION SCANNER BLUETOOTH OR BATCH MODE



Zebra CS4070
Not to Scale

-  This scanner requires a connection to a computer, tablet, or smart phone.
-  **Bluetooth Mode:** Scanner acts as a wireless keyboard when connected to a phone or tablet allowing the scans to load into the text fields in SPS.
-  **Batch Mode:** Scanner will store all the scans to itself in a file. The file and Scans are retrieved by plugging the scanner into a computer via USB.
-  **Configuration:** Any configuration is applied through various setup barcodes
-  **Requirement:** Scanner settings need to allow the scan/data transmission rate to be slowed for proper use with a mobile browser and SPS Mobile Module.

RECOMMENDATIONS



- Zebra CS4070
www.zebra.com
- Saveo Pocket Scan
www.saveoscan.com